

[7] 1.) Numerical approximations for solutions to differential equations are often needed as the solutions to many differential equations cannot be expressed algebraically.

A) True

B) False

[7] 2.) For extremely large positive x , $x^{255} < (1.01)^x$

A) True

B) False

[7] 3.) If f is continuous, then f is integrable.

A) True

B) False

[7] 4.) Use 3 inscribed rectangles of equal width to estimate $\int_0^\pi \sin(x)dx$.

A) 0

B) $\frac{1}{2}$

C) $\frac{\sqrt{2}}{6}$

D) $\frac{\sqrt{3}}{6}$

E) 1

F) $\frac{\pi}{6}$

G) $\frac{\sqrt{2}\pi}{6}$

H) $\frac{\sqrt{3}\pi}{6}$

I) $\frac{\pi}{2}$

J) π

[7] 5.) If $f(x) = \ln\left(\frac{2e^x - e^{-x}}{e^x}\right)$, then the instantaneous rate of change at $x = 0$ is

- A) 0 B) 1 C) 2 D) 3 E) 4
F) Does not exist G) -1 H) -2 I) -3 J) -4

[7] 6.) Find the equation of the tangent line to $f(x) = \frac{x^2+1}{x+1}$, at $x = 0$

A) $y = x + 1$ **B)** $y = -x + 1$ **C)** $y = x - 1$ **D)** $y = -x - 1$ **E)** $y = 1$

F) $y = x$ **G)** $y = -x$ **H)** $y = 2x + 1$ **I)** $y = 2x - 1$ **J)** $y = -1$

[7] 7.) Use linearization to approximate $\sqrt[3]{9}$

A) 1

B) 2

C) 3

D) $\frac{5}{2}$

E) $\frac{9}{4}$

F) $\frac{8}{3}$

G) $\frac{10}{3}$

H) $\frac{13}{6}$

I) $\frac{23}{12}$

J) $\frac{25}{12}$

[7] 8.) Suppose the function $f(x) = (\sin x)e^{-x}$ represents the concentration of a certain drug in the blood stream during the time period between $x = 0$ and $x = \frac{\pi}{2}$. Find the maximum concentration of drug during this time interval (i.e., in the interval $[0, \frac{\pi}{2}]$).

- A) 0 B) $\frac{1}{2}e^{-\frac{\pi}{6}}$ C) $\frac{\sqrt{2}}{2}e^{-\frac{\pi}{4}}$ D) $\frac{\sqrt{3}}{2}e^{-\frac{\pi}{3}}$ E) $e^{-\frac{\pi}{2}}$
- F) $\frac{\sqrt{3}}{2}e^{-\frac{\pi}{6}}$ G) $\frac{1}{2}e^{-\frac{\pi}{4}}$ H) $\frac{1}{2}e^{-\frac{\pi}{3}}$ I) 1 J) Does not exist

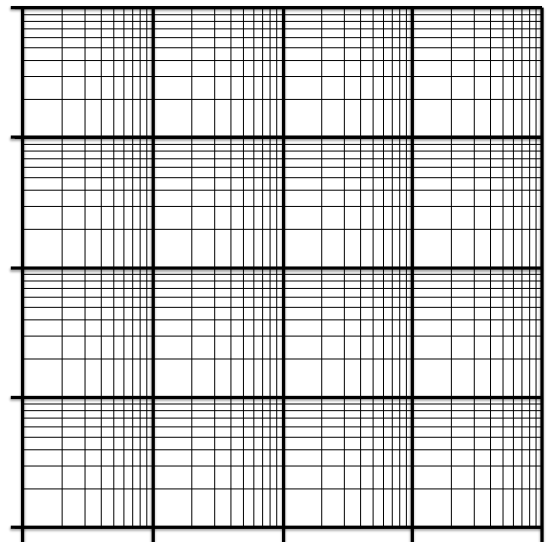
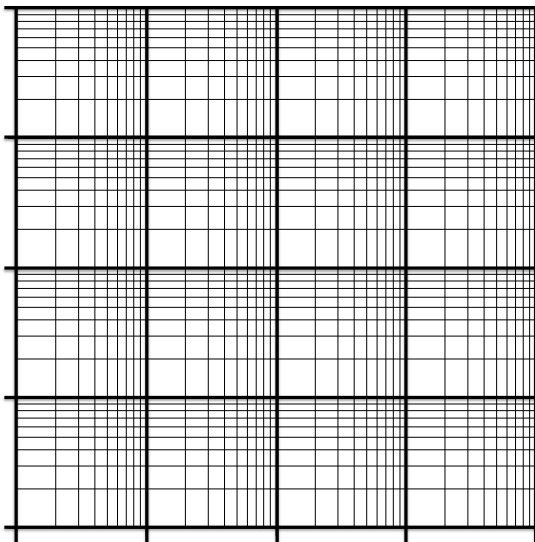
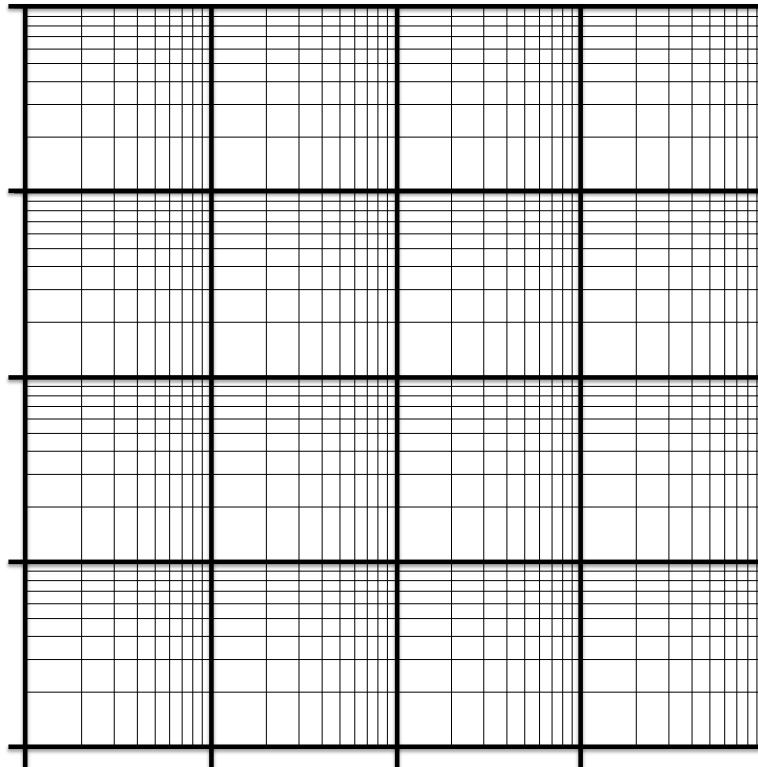
[7] 9.) For the data sets below, graph these points on either semi-log or log-log paper and determine the function from the choices below which best models these data points.

Data set: (1, 1000), (5, 450), (70, 110), (3000, 11)

A) $y = 1000t^{-\frac{1}{2}}$ B) $y = 1000t^{-\frac{2}{3}}$ C) $y = 1000t$ D) $y = 1000t^{-\frac{3}{2}}$ E) $y = 1000t^{-2}$

F) $y = 1000(10^{-\frac{t}{2}})$ G) $y = 1000(10^{-\frac{2t}{3}})$ H) $y = 1000(10^{-t})$ I) $y = 1000(10^{-\frac{3t}{2}})$

J) $y = 1000(10^{-2t})$



[7] 10.) $\int_0^{\infty} e^{-x} dx$

A) 1

B) $\frac{1}{2}$

C) 0

D) $-\frac{1}{2}$

E) -1

F) $\frac{e}{2}$

G) $\frac{e-1}{2}$

H) $\frac{1-e}{2}$

I) $-\frac{e}{2}$

J) Does not exist (Divergent)

[7] 11.) Find the area of the region bounded by $y = 2x$ and $y = \sqrt{x}$

A) $\frac{1}{48}$

B) $\frac{3}{32}$

C) $\frac{1}{4}$

D) $\frac{1}{3}$

E) $\frac{1}{2}$

F) $\frac{11}{16}$

G) 1

H) 2

I) $\frac{32}{3}$

J) 0

[7] 12.) Polonium-208 is a radioactive element that undergoes exponential decay according to the differential equation: $y' = -ky$. A sample of 10 g of Polonium is placed on a table. Suppose that after 7 years, only 2 g are left. How much Polonium is left after 14 years.

A) $\frac{1}{10}$ g

B) $\frac{1}{7}$ g

C) $\frac{1}{5}$ g

D) $\frac{2}{7}$ g

E) $\frac{2}{5}$ g

F) $\ln(2)$ g

G) $\frac{1}{2}$ g

H) 1 g

I) $\frac{3}{2}$ g

J) $\frac{5}{2}$ g

[7] 13.) Solve the following initial value problem: $y' = \frac{3xy}{x^2 + 4}$, $y(0) = 1$

A) $y = 0$

B) $y = 1$

C) $y = \frac{3}{2}x - \frac{1}{2}$

D) $y = \frac{1}{4}(x^2 + 4)$

E) $y = -\frac{3}{2}x(x^2 + 4)^{-2} + 1$

F) $y = -\frac{3}{2}(x^2 + 4)^{-2} + 4$

G) $y = -\frac{3}{2}(x^2 + 4)^{-2} + \frac{35}{32}$

H) $y = \frac{3}{2}(x^2 + 4) - 5$

I) $y = (x^2 + 4)^{\frac{3}{2}} - 7$

J) $y = \frac{1}{8}(x^2 + 4)^{\frac{3}{2}}$

[7] 14.) Which of the following could be the general solution to the differential equation whose direction field is given below:

A) $y = t + C$

B) $y = t^2 + C$

C) $y = Ct$

D) $y = Ct^2$

E) $y = Ce^t$

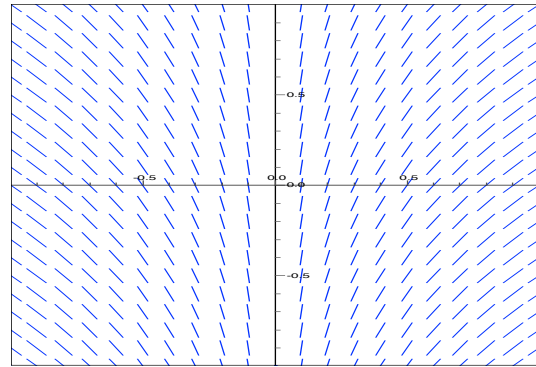
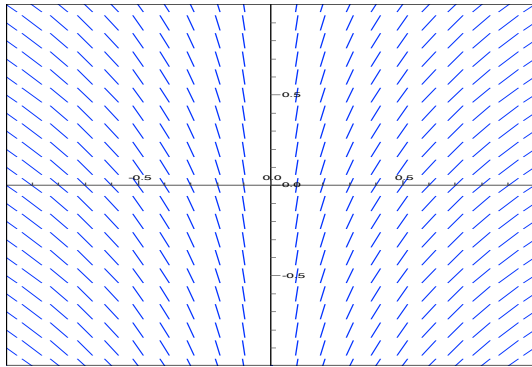
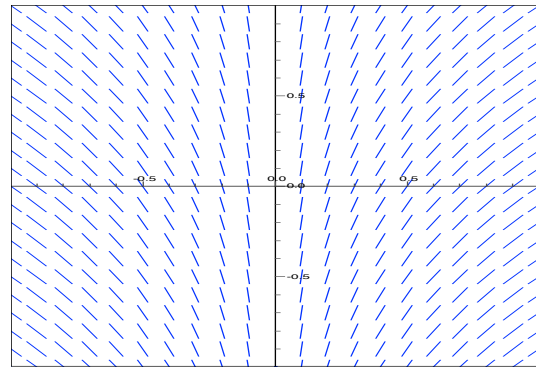
F) $y = Ce^{-t}$

G) $y = \ln|t| + C$

H) $y = C$

I) $y = \cos(t) + C$

J) $y = \sin(t) + C$



[7] 15.) Determine the equilibrium solutions (values) to the differential equation $y' = y^2(y - 2)$. Determine if these solutions are stable, unstable, or semi-stable.

A) $y = 0$ is stable; $y = 2$ is stable

B) $y = 0$ is stable; $y = 2$ is semi-stable

C) $y = 0$ is stable; $y = 2$ is unstable

D) $y = 0$ is semi-stable; $y = 2$ is stable

E) $y = 0$ is semi-stable; $y = 2$ is semi-stable

F) $y = 0$ is semi-stable; $y = 2$ is unstable

G) $y = 0$ is unstable; $y = 2$ is stable

H) $y = 0$ is unstable; $y = 2$ is semi-stable

I) $y = 0$ is unstable; $y = 2$ is unstable

J) There are no equilibrium solutions