

8.1 supplemental HW

1.) Which of the following could be the general solution to the differential equation whose direction field is given below:

A) $y = t + C$

B) $y = 2t + C$

C) $y = \frac{1}{2}t + C$

D) $y = -\frac{1}{2}t + C$

E) $y = -t + C$

F) $y = -2t + C$

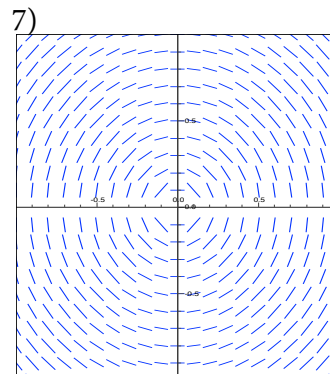
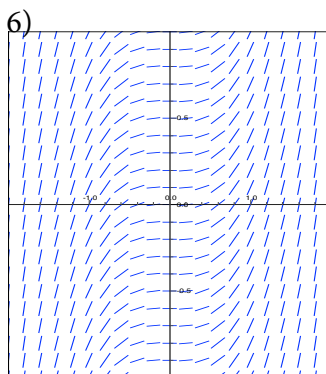
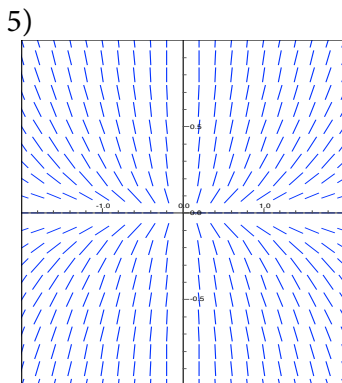

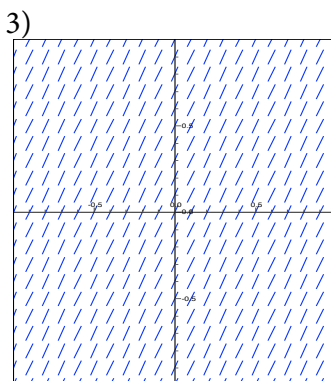
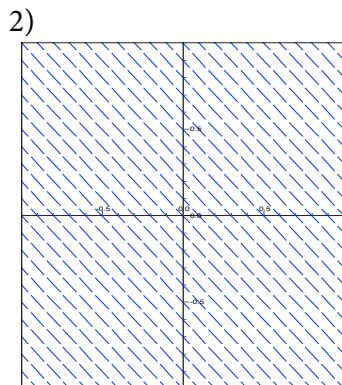
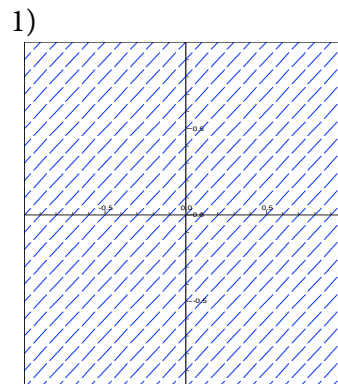
G) $y = \ln|t| + C$

H) $y = C$

I) $y = \frac{Ct^3}{3}$

J) $y = \frac{t^3}{3} + C$

K) $x^2 + y^2 = C$



2.) Circle the differential equation whose direction field is given below: 1)

A) $y' = t^2$

B) $y' = \frac{1}{2}$

C) $y' = 1$

D) $y' = -1$

E) $y' = y + 1$

F) $y' = y - 2$

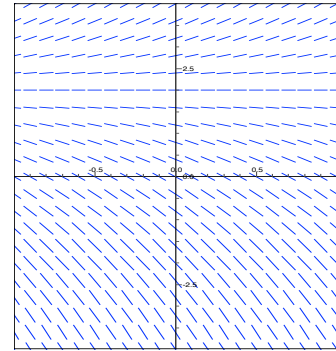
G) $y' = (y + 1)(y - 2)$

H) $y' = (y + 1)^2(y - 2)^2$

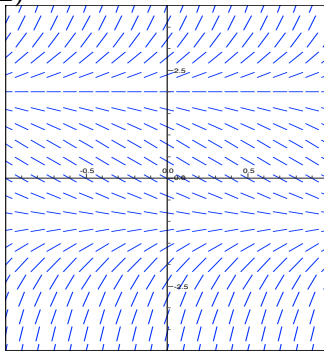
I) $y' = (y + 1)(y - 2)^2$

J) $y' = (y + 1)^2(y - 2)$

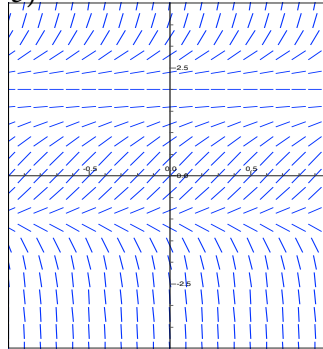
K) $y = -\frac{t}{y}$



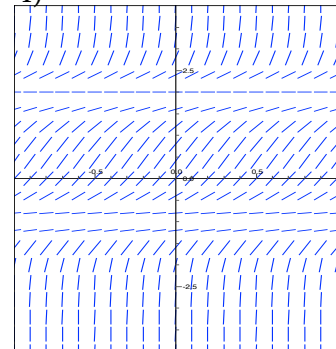
2)



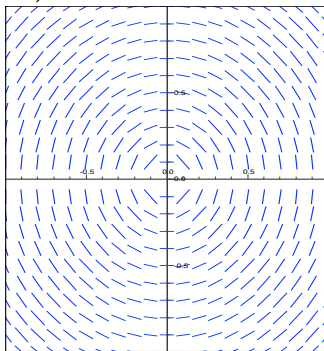
3)



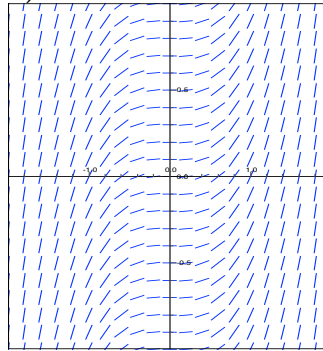
4)



5)



6)



7)

